



## Integrated School and Learning Management System

# Classter

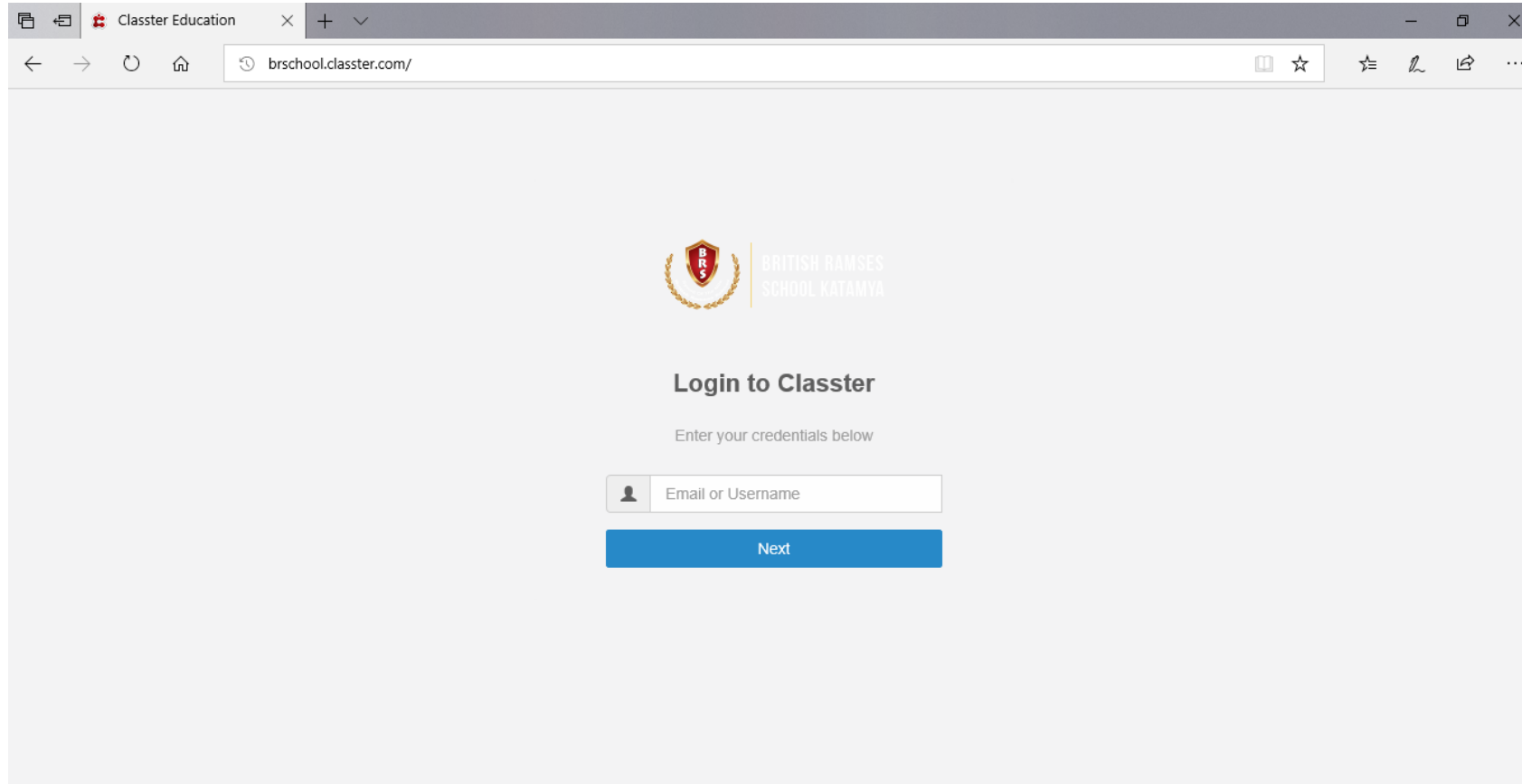
## Parent's Guide – How to ?

Powered by: Positive Edge for ICT Consulting



# How To Login:

- On your internet browser ( Firefox, Google Chrome, Microsoft Edge)
  - Please write in the address bar ( **brschool.classter.com**)

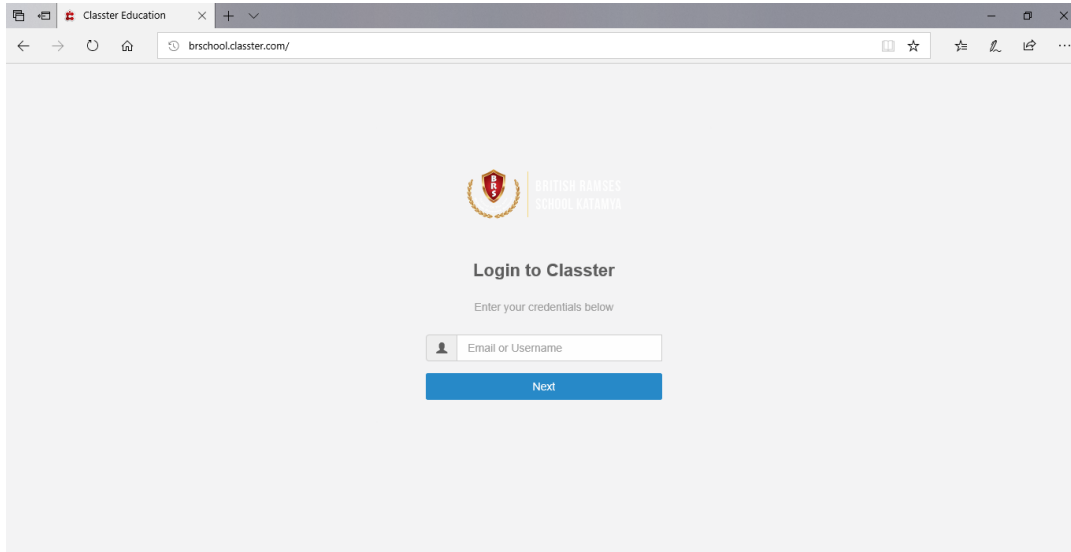


The screenshot shows a web browser window with the address bar displaying "brschool.classter.com/". The page features the BRS logo, which includes a shield with "BRS" and the text "BRITISH RAMSES SCHOOL KATAMYA". Below the logo, the heading "Login to Classter" is followed by the instruction "Enter your credentials below". A login form consists of a user icon, a text input field labeled "Email or Username", and a blue "Next" button.

1. Write your username  
\*\* username is XXX@brschool  
Then Click Next

# How To Login:

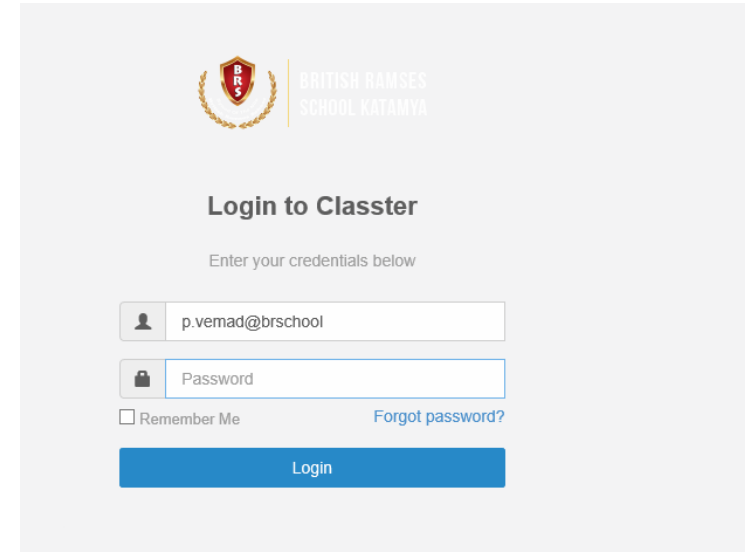
- On your internet browser ( Firefox, Google Chrome, Microsoft Edge)
  - Please write in the address bar ( **brschool.classter.com**)

A screenshot of a web browser window showing the login page for 'BRITISH RAMSES SCHOOL KATAMYA'. The browser's address bar displays 'brschool.classter.com/'. The page features the school's logo at the top, followed by the title 'Login to Classter' and the instruction 'Enter your credentials below'. There is a text input field labeled 'Email or Username' and a blue 'Next' button below it.

**1. Write your username**

**\*\* username is XXX@brschool**

**Then Click Next**


A screenshot of the login page with the username 'p.vemad@brschool' entered in the 'Email or Username' field. The 'Password' field is also present with a lock icon. Below the password field are checkboxes for 'Remember Me' and a link for 'Forgot password?'. A blue 'Login' button is at the bottom.

**2- Write your password**

**\*\* Please remember to change password after login**

# Your home page (Dashboard)

← → ↻ 🏠 <https://brschool.classter.com/> 📖 ☆ ⚙️ 🖨️ 🔗 ⋮

**Classter**

Search...

Dashboard

Timetable

Homework

Academic Tab

Sessions

Students'/Parents' Meetings

Teachers

Remarks & Actions

Progress

Attendance

Requests

Questionnaires


Year 2019 - 2020


🚩


📧 0


📧 0

P.Vera Hany Emad







Vera Hany Emad  
Year 2  


My Child Profile

today < >

September 2019

day week month list

Sun	Mon	Tue	Wed	Thu	Fri	Sat
1	2	3	4	5	6	7
8	9	10	11	12	13	14
15	16	17	18	19	20	21
22	23	24	25	26	27	28

Your Calendar

Assessments Workload

Vera Hany Emad

No data to display...

Institute : 10 - British Ramses School Period : 1 - Year 2019 - 2020

© 2019 - Powered by: The Classter Team | Version : 5.0.2019.50917

Edit your profile data



P.VERA HANY EMAD  
My Profile  
Sign out

Search...

- Dashboard
- Timetable
- Homework
- Academic Tab
- Sessions
- Students'/Parents' Meetings
- Teachers
- Remarks & Actions
- Progress

British Ramses School

Vera Hany Emad  
Year 2



Edit My Son/Daughter profile

Year 2019 - 2020

September 2019

Sun	Mon	Tue	Wed	Thu	Fri	Sat
1	2	3	4	5	6	7

**Instructions to Parents: Please edit your profile and your student profile and fill all fields**

Classter | Edit Student

https://brschool.classter.com/AdmissionAdvanced/CreateOrEditStudentFromParent?code=3455

**Classter**


Year 2019 - 2020

P.Vera Hany Emad

**Edit Student**  
Edit Student

✓ Save

**Basic data**


Photo  Add your child picture

First Name \* Vera Hany

Middle Name

Last Name \* Emad

**Identification data**

Identity Number  Add Father National ID

Birthday 9/13/2012

**Birth data**

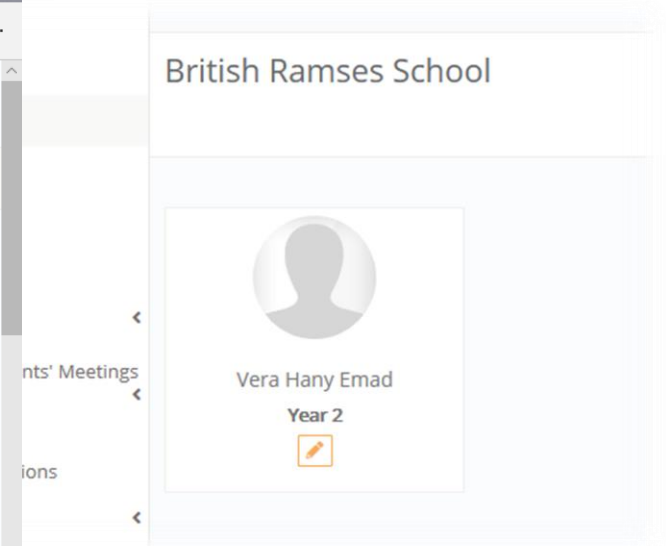
City

Place of Birth

Country

Institute : 10 - British Ramses School Period : 1 - Year 2019 - 2020

© 2019 - Powered by: The Classter Team | Version : 5.0.2019.50917



**Please Edit your student profile and do the following steps:**

**1. Please add your child picture and Father National ID**

**(National ID is Required to identify brothers and sisters and add them into one parent profile)**

Classter | Edit Student

https://brschool.classter.com/AdmissionAdvanced/CreateOrEditStudentFromParent?code=3455

✓ Save

**Add Nationality**

Nationality

**Religion**

Religion

General Category

Previous School

Way of Contact

Study Difficulties

**Child Email**

Contact data

Contact e-mail

Home Phone

Mobile Phone

**Address**

Address data

Address

2nd Address Line

Area

Country

ADDITIONAL ADDRESS

	Categories	Address	2nd Address Line	Country	City	Area	Post Code	Comment	Specific Correspondence Dates ⓘ	Date From	Date To
Add											

Institute : 10 - British Ramses School Period : 1 - Year 2019 - 2020

© 2019 - Powered by: The Classter Team | Version : 5.0.2019.50917

6:47 PM 9/18/2019

1. Please add the marked fields

Classter | Edit Student

https://brschool.classter.com/AdmissionAdvanced/CreateOrEditStudentFromParent?code=3455

✓ Save

Search...

Dashboard  
Timetable  
Homework  
Academic Tab  
Sessions  
Students'/Parents' Meetings  
Teachers  
Remarks & Actions  
Progress  
Attendance  
Requests  
Questionnaires

**Medical Data**

**Special warning**

✂️ 📄 📄 📄 📄 ⬅️ ➡️ ABC Source  
🖼️ 🖼️ 📅 📅 Ω fx 🌐 📺 📺 📺  
Styles Format Font  
Size  
B I U A- A-  
Characters (with HTML): 0/2097152

**Blood Type**

**Allowed drugs**

**+ Medical Conditions** **+ Allergy**

Add Medical notes and history of your child

Show 10 entries

Actions	Type	Description	Recommendation	Medication	Special Warning	Doctor Name	Doctor Phone	Doctor E-mail	Is SEN	Severity	Diagnose Date
---------	------	-------------	----------------	------------	-----------------	-------------	--------------	---------------	--------	----------	---------------

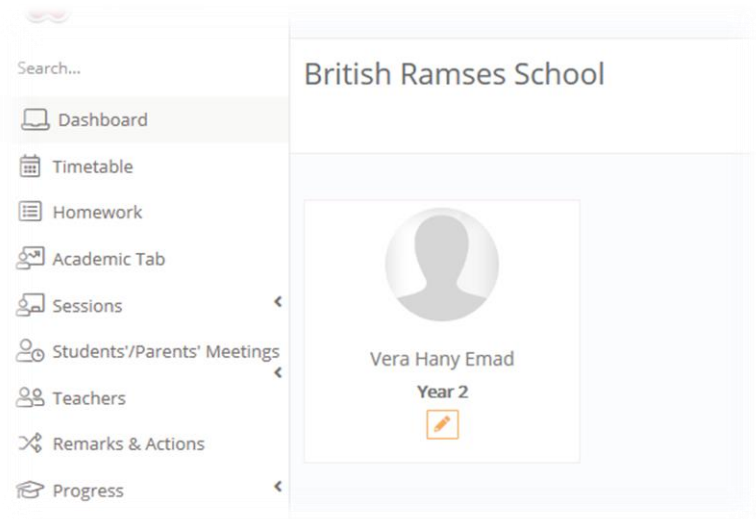
Institute : 10 - British Ramses School Period : 1 - Year 2019 - 2020

© 2019 - Powered by: The Classter Team | Version : 5.0.2019.50917

6:51 PM 9/18/2019

1. Medical profile is important incase of emergencies or referral to Doctor





## Main Menu usage

1- Dashboard: Quick access to main information about my children

2- Time Table: review and edit time table of my student

**Time Table Tip:**  
Please select the category of time table that meets your Son grade

Foundation 1

Foundation 2

CP 1,2 ( Year 1 ,2)

CP 3: (grade 3)

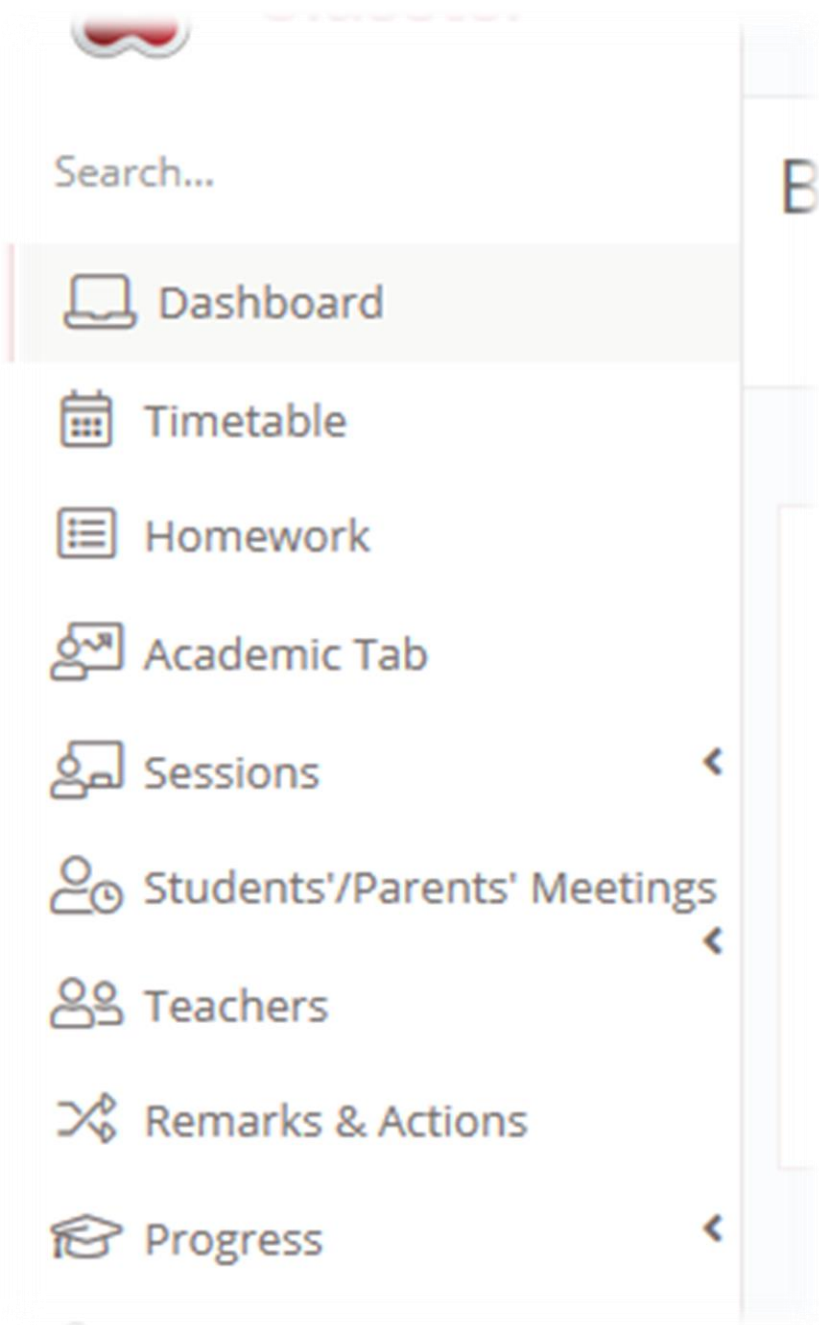
CP 4: (grade 4)

CP 5,6 ( grade 5 & 6)

Time	Monday	Tuesday	Wednesday	Thursday	Saturday
1st					
2nd					
3rd					
Break					
4th					

Institute : 10 - British Ramses School Period : 1 - Year 2019 - 2020 © 2019 - Powered by: The Classter Team | Version : 5.0.2019.50917

**Instructions to Parents: Please select correct category based on your Son enrollment**



**Timetable:** view and print my child Time table

**Homework:** view all homework assigned to my child

**Academic Tab:** View my Child progress and marks

**Sessions:** View sessions details based on information added by teachers

**Student's Parent's Meeting:** check teachers availability for meetings

**Teachers:** View Teachers teaching my Child

**Remarks and actions:** View and respond to any remarks or actions taken related to my child

**Progress:** view Marks for assessment and quizzes

**Attendance:** view my child attendance

**Requests:** Send a request or a remark to school or teachers

## **Most important sections to be user by parents:**

- 1. Message Center:** Used to send and receive messages between parents and teachers
- 2. Homework:** Used to review and download files related to homework, classwork
  1. What to bring next class
  2. Offline homework
  3. Classwork

### **3- Remarks and Actions:**

Receive and comment on all remarks and actions taken by school members for my child  
ex: doctor's visit, Academic Incident , attitude remark, Doctor visit recommendation

### **3- Requests:**

Used by parent to record and send an issue/case to school

### **4- Please update your child profile (fully if possible)**